






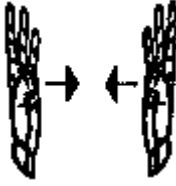


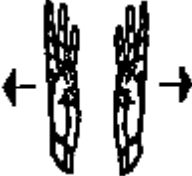


HAND SIGNALS

<p>1. I Understand</p> 	<p>6. Drop & Take Cover</p> <p>When the person in front of you goes to ground, you also go slowly to ground to avoid detection.</p>	<p>11. Wedge Formation</p> 
<p>2. I Don't Understand</p> 	<p>7. I Hear Something</p> <p>Cup your ear with your left hand; point in the direction of the sound with your right hand.</p>	<p>12. Move Out</p>  <p>Right side move out Left side move out</p>
<p>3. Rally Point</p>  <p>Point with right hand, circle finger</p>	<p>8. I See Something</p> <p>Point left hand to eyes; Point right at whatever it is you see.</p>	<p>13. Enemy</p>  <p>Hand holding the throat</p>
<p>4. Halt & Listen</p> 	<p>9. Close Up</p> 	<p>14. Banner is Sighted</p>  <p>Right hand spread and fingers Shaking to imitate a banner</p>
<p>5. Circle Up</p> 	<p>10. Spread Out</p> 	<p>* Some of you may have different signals (or even a more complex silent language) but if every-one knows these signals, everyone can com-municate in the field.</p>